

Lesson 1

My Nationality



A: Get Ready

Read and match.

کلمه‌ها را بخوانید و با توجه به تصاویر شماره‌گذاری کنید.

Turkey

Japan

Brazil



Egypt

Iran

France

India

Spain



Aa

B: Practice 1



Listen to the conversation. Is she from England?

به این مکالمه گوش کنید.



Who is that girl?

Is she from England?

That's Mary, the new student.

Yes, she is.



A What's the girl's name?

B Is she from England?



Listen to the conversation. Are they from Brazil?

به این مکالمه گوش کنید.



Do you know Mr. and Mrs. Lopez?

No, they aren't. They're from Portugal.

No, I don't. Are they from Brazil?



A Who are they?

B Are they from Brazil?



Practice More: Listen to the examples and ask and answer with your classmate.

به این مثال‌ها گوش کنید و آن‌ها را با همکلاسی خود تمرین کنید.

A: Are you from Iran?

B: Yes, I am. / Yes, we are.

A: Are you from France?

B: No, I'm not. No, we're not.

A: Is she / he from England?

B: Yes, she / he is.

A: Is she / he from China?

B: No, she / he isn't.

A: Are they from Spain?

B: Yes, they are.

A: Are they from Brazil?

B: No, they aren't.

4 **Pair Work:** Practice the above conversations and talk about yourselves or famous people.

مکالمات بالا (تمرین سه) را با همکلاسی خود تمرین کنید. این بار دربارهٔ خودتان و یا اشخاص معروف صحبت کنید.



C: Practice 2



1 Listen to the conversation. Are you Chinese?

به این مکالمه گوش کنید.



Welcome to Bagh-e-Iran restaurant. can I help you?

Yes. May I have Chinese food?



Yes, of course. Excuse me , are you Chinese?

Yes. And I'm visiting Iran for two weeks.

- A Is he Chinese?
- B Does he like Iranian or Chinese food?



2 Listen to the conversation. Are they Brazilian?

به این مکالمه گوش کنید.



They play football well.

Yes, they're really a good team.



Are they Brazilian?

No, they aren't. They're Spanish.

- A Are they Brazilian?
- B Are they Spanish?
- C Are they playing volleyball?



3 Practice More: Listen to the examples and ask and answer with your classmate.

به این مثال‌ها گوش کنید و آنها را با همکلاسی خود تمرین کنید.

A: Are you Iranian?

B: Yes, I am. / Yes, we are.

A: Are you French?

B: No, I'm not. No, we're not.

A: Is she / he British?

B: Yes, she / he is.

A: Is she / he Chinese?

B: No, she / he isn't,

A: Are they Spanish?

B: Yes, they are.

A: Are they Brazilian?

B: No, they aren't.

4 Pair Work: Practice the above conversations and talk about yourselves or famous people.

مکالمات بالا (تمرین سه) را با همکلاسی خود تمرین کنید. این بار درباره خودتان و یا اشخاص معروف صحبت کنید.

D: Practice 3

1 Listen to the conversation. Where is he from?

به این مکالمه گوش کنید.



Is he Mr. Brown?

Is he from the US?

So, where is he from?



Yes, he is.

No, he isn't.

He's from the UK , England.

- A Who is he?
- B Is he from America?
- C Where is he from?

2 Listen to the conversation. Where is he from?

به این مکالمه گوش کنید.



Are you from Pakistan, Raju?

Where are you from?



No, I'm not.

I'm from India.

- A Who is that boy?
- B Is he Pakistani?
- C Where's he from?

3 Practice More: Listen to the examples and ask and answer with your classmate.

به این مثال‌ها گوش کنید و سپس آنها را با همکلاسی خود تمرین کنید.

A: Where are you from?

B: (I'm / We're from) Iran.

A: Where is Mary / she from?

B: (She's from) England.

A: Where is Mark / he from?

B: (He's from) France.

A: Where are they from?

B: (They're from) Spain.

Aa

4 Pair Work: Practice the above conversations and talk about yourselves or famous people.

مکالمات بالا (تمرین سه) را با همکلاسی خود تمرین کنید. این بار درباره خودتان و اشخاص معروف صحبت کنید.


E: Vocabulary

1 Look, read, and practice.

نگاه کنید، بخوانید و تمرین کنید.



We are **Iranian**.
We speak **Persian**.




kioko is from **Japan**.
He speaks **Japanese**.




Brienda is from **Spain**.
She speaks **Spanish**.



Antony is from **Brazil**.
He speaks **Portuguese**.



Arshid is from **France**.
He speaks **French**.



Li-Ming is from **China**.
She speaks **Chinese**.



Ben is from **England**.
He speaks **English**.



Ahmed is from **Egypt**.
He speaks **Arabic**.

Country	Nationality	Language
Iran	Iranian	Persian (Farsi)
Iraq	Iraqi	Arabic
England	English	English
USA (United states of America)	American	English
Italy	Italian	Italian
Portugal	Portuguese	Portuguese
Germany	German	German
Brazil	Brazilian	Portuguese
Argentina	Argentinian	Spanish
Pakistan	Pakistani	Urdu
Egypt	Egyptian	Arabic
Colombia	Colombian	Spanish
Greece	Greek	Greek
Lebanon	Lebanese	Arabic
Australia	Australian	English
Afghanistan	Afghan	Persian (Farsi)
Armenia	Armenian	Armenian
Azerbaijan	Azerbaijani (Azeri)	Azeri (Turkish)
Turkmenistan	Turkmen	Turkmen

3 Look, read write where these people are from.

به تصاویر نگاه کن و بنویس که هر کدام اهل کدام کشور هستند.



I'm from

We are from

I'm from

I'm from

We're from

I'm from

They are from

She's from

I'm from


They're from

He's from

They are from



Iran



China



Iraq



France



Afghanistan



India



England



Spain



Brazil



Germany



Japan



Korea

4 Word Search.

در جدول زیر ملیت‌ها را پیدا کنید و بنویسید، سپس نام کشور را نیز مقابل آن بنویسید.










O	T	G	E	R	M	A	N	A	P	1: German	Germany
A	M	E	R	I	C	A	N	U	O	2:
T	U	R	K	I	S	H	E	S	R	3:
C	H	I	N	E	S	E	N	T	T	4:
F	R	E	N	C	H	W	G	R	U	5:
S	P	A	N	I	S	H	L	A	G	6:
I	T	A	L	I	A	N	I	L	U	7:
K	O	R	E	A	N	R	S	I	E	8:
I	R	A	N	I	A	N	H	A	S	9:
J	A	P	A	N	E	S	E	N	E	10:
										11:
										12:
										13:
										14:
										15:

5 Add suffixes and make the nationalities.

با اضافه کردن پسوندها ملیت این کشورها را بنویسید. از تمرینات قبلی و یا معلم خود نیز می‌توانید کمک املائی بگیرید.

Ending	Country	Nationality	
ian	Italy	
	Argentina	
	Australia	
	Peru	 Peruvian
	Brazil	
	Bulgaria	



Ending	Country		Nationality
ish	Spain		-----
	Britain		-----
	England		-----
	Ireland		----- Irish -----
	Turkey		-----
ese	China		-----
	Japan		-----
	Portugal		-----
an	Morocco		-----
	Germany		-----
	Russia		-----
	America		-----

6 Write the Nationalities.

ملیت هر کشور را بنویسید.

Italian – French – Russian – Indian – English – Japanese – Chinese – American – Mexican
Brazilian – Australian – German – Spanish – Korean – Irish – Portuguese – Egyptian

 <p>Germany</p> <p>-----</p>	 <p>Portugal</p> <p>-----</p>	 <p>Spain</p> <p>-----</p>
 <p>Mexico</p> <p>-----</p>	 <p>Australia</p> <p>-----</p>	 <p>India</p> <p>-----</p>
 <p>England</p> <p>-----</p>	 <p>Italy</p> <p>-----</p>	 <p>Ireland</p> <p>-----</p>
 <p>China</p> <p>-----</p>	 <p>France</p> <p>-----</p>	 <p>Korea</p> <p>-----</p>
 <p>Russia</p> <p>-----</p>	 <p>Egypt</p> <p>-----</p>	 <p>Brazil</p> <p>-----</p>
 <p>The United States of America (The USA)</p> <p>-----</p>		 <p>Japan</p> <p>-----</p>

7 Read and choose the nationality for each person.

ملیت هر شخص را انتخاب کن.

1 Joe is from Sydney. He is -----

- a) Algerian
- b) Australian
- c) Austrian



2 He is from Germany. He's -----

- a) German
- b) Greek
- c) Gambian



3 They live in Canada. They are

- a) Canadian
- b) Chinese
- c) Czechish



4 I am from Japan. I am

- a) Jamaican
- b) Jordanian
- c) Japanese



5 He comes from Turkey. He is

- a) Tanzanian
- b) Tunisian
- c) Turkish



6 He is from Nigeria. He is

- a) Namibian
- b) Nigerian
- c) Norwegian



7 He comes from Mexico. He is

- a) Maltese
- b) Mexican
- c) Moroccan



8 They are from the UK. They're

- a) American
- b) Australian
- c) British



8 Write the country.

هر کدام از ماشین‌های زیر تولید چه کشوری هستند؟ زیر آن‌ها بنویس.




Benz - Renault - Samand - Peugeot - Ferrari - Toyota



9 Where are these scientists from?

دبیر تعلیمات اجتماعی از شما خواسته است تا ملیت و کشور هر یک از چهره‌های علمی زیر را بنویسید.


Galileo Galilei



From:

Nationality:


Isaac Newton



From:

Nationality:


Alexander Graham Bell



From:

Nationality:


Thomas Edison



From:

Nationality:


Mahmood Hesabi



From:

Nationality:

Albert Einstein




From:

Nationality:

10 Where are they from?


در یک مسابقه که دبیر ورزش آن را تدارک دیده است، از شما خواسته تا بنویسید هر کدام از بازیکنان معروف فوتبال که تصویرشان در زیر داده شده است، اهل کدام کشور هستند.

Ronaldinho




.....

Cristiano Ronaldo



.....

Lionel Messi



.....

Ali Daei



.....



David Beckham



Iker Casillas



Zinedine Zidane



Gianluigi Buffon



F: Dictation

Part 1:



Listen to the conversations. Write the missing words.

به این مکالمه‌ها گوش کنید و کلمات حذف شده را بنویسید.



1

A: Who is that man?

B: He is my father's friend.

A: Is he

B: No, he isn't.

A: Where's he

B: He's from

2

A: Is he your brother?

B: No, he's my

A: Where does he live?

B: His father is, so they live in

2

Pair work: Now practice the conversations with your classmate.

حالا مکالمه‌های بالا را با همکلاسی خود تمرین کنید.



Part 2:

1

Read the monologs carefully and write down the nationalities.

با توجه به صحبت‌های هر شخص، ملیت او را بنویس.



I'm from China. My name is Chen.

I'm

My name is Sue. I'm from Italy.

I'm



We are from Turkey.



We are

I'm an English teacher. I'm from Spain.

I'm



Aa

	<p>I'm Abdollah Mahboob. I'm from Iraq. I'm</p>	<p>I'm a doctor from Iran. I'm</p>	
---	---	--	---

	<p>My name is Daniel. I'm from Brazil. I'm</p>	<p>We are from Japan. We're</p>	
---	--	---	---

2 Now write a monologue about yourself.

اکنون همانند تمرین قبل متنی دربارهٔ خودت بنویس.

.....

.....










.....

.....

G: Spelling and pronunciation

1 Find the words with ((ch)) and ask your teacher about the pronunciation.


برای هر تصویر، سه لغت مرتبط داده شده است. لغتی را که دارای «ch» می‌باشد، انتخاب کن و بخوان.

<input type="radio"/> cherry <input type="radio"/> berry <input type="radio"/> fruit		<input type="radio"/> child <input type="radio"/> girl <input type="radio"/> youth		<input type="radio"/> seat <input type="radio"/> stool <input type="radio"/> chair	
<input type="radio"/> dairy <input type="radio"/> cheese <input type="radio"/> swiss		<input type="radio"/> links <input type="radio"/> chain <input type="radio"/> rope		<input type="radio"/> okay <input type="radio"/> check <input type="radio"/> mark	
<input type="radio"/> royal <input type="radio"/> powerful <input type="radio"/> rich		<input type="radio"/> chicken <input type="radio"/> hen <input type="radio"/> rooster		<input type="radio"/> chums <input type="radio"/> pals <input type="radio"/> friends	

2 Find the words with ((sh)) and ask your teacher about the pronunciation.

برای هر تصویر، سه لغت مرتبط داده شده است. لغتی را که دارای "sh" می‌باشد، انتخاب کن و بخوان.


snail
 mollusk
 shell



shamrock
 plant
 leaves



scary
 shark
 swim




protector
 design
 shield



boat
 ship
 sailing



boy
 shadow
 reflection



top
 blouse
 shirt




shorts
 pants
 capris




shoes
 footwear
 laces



yell
 scream
 shout



paint
 brush
 bristles



fish
 carp
 trout



3 Read the conversation and practice with a classmate, use the words with **ch** and **sh**.

مکالمه‌ی زیر را بخوانید و آن را با همکلاسی خود تمرین کنید، و از کلماتی که **ch** و **sh** دارند استفاده کنید.



How do you spell chicken?

That's c-h-i-c-k-e-n.



And which one is correct for شرت in English, s-h-e-r-t or s-h-i-r-t?

s-h-i-r-t.

Thanks.

H: Listening



a: Listening and Reading

به مکالمات گوش کن و گزینه مناسب را انتخاب کن.

1

- a) Iran
- b) Iraq
- c) Ireland
- d) Italy

2

- a) German
- b) Spanish
- c) Turkish
- d) Russian

3

- a) Japan
- b) China
- c) Korea
- d) India

4

- a) French
- b) Brazilian
- c) English
- d) Canadian

۲ به مکالمه‌ها گوش کن و مشخص کن هر شخص اهل کدام کشور است. (وصل کن)

- 1 Jack Robinson
- 2 Anna Lambert
- 3 Julia Madero
- 4 Martin Stephan

- Canada
- France
- Spain
- Greece

b: Listening and writing

۳ به صحبت‌های هر شخص گوش کن و کارت شناسایی او را کامل کن.

1

First name:

Last name:

Country:

2

First name:

Last name:

Country:

3

First name:

Last name:

Country:

4

First name:

Last name:

Country:



I: Speaking, Reading & Writing.

1

فرم شناسایی زیر را با اطلاعات شخصی خود تکمیل کن و تصویر خود را در کادر نقاشی کن.

<input type="radio"/>	First name:	
<input type="radio"/>	Last name:	
<input type="radio"/>	Age:	
<input type="radio"/>	Father's name:	
<input type="radio"/>	Father's job:	
<input type="radio"/>	Home address:	
<input type="radio"/>	Home telephone number:	
<input type="radio"/>	I'm from:	
<input type="radio"/>	Favorite food:	
<input type="radio"/>	Favorite drink:	

2

دبیر تعلیمات اجتماعی از شما خواسته است تا اسم کشورهای را که خود یا اعضای خانواده‌تان به آن‌جا سفر داشته‌اید، برایش ایمیل نمایید.

New Message —

To Cc Bcc

Subject

Send Saved



۲۳



Aa



3

دیر تعلیمات اجتماعی خواسته است تا از روی یک نقشه، اسم کشورهای همسایه کشور عزیزمان ایران را بنویسی. نام این کشورها را به ترتیب شماره گذاری شده بنویس.

1 _____

2 _____

3 _____

4 _____

5 _____

6 _____

7 _____

4

a Fill out the form below about yourself.

فرم زیر را درباره خود تکمیل کنید.

First name: _____

Last name: _____

Age: _____

Month of birth: _____

Home telephone number: _____

Address: _____

Nationality: _____

b Make and perform a conversation with your classmate use the information in part (a).

با همکلاسی خود مکالمه‌ای براساس اطلاعات بخش (a) بسازید و تمرین کنید.

c Role play:

Make and perform a conversation with your classmate play the role of a famous person and use the information of him/her.

با همکلاسی خود مکالمه‌ای بسازید و تمرین کنید و در آن نقش فردی معروف را ایفا کنید و از اطلاعات او استفاده کنید.

Lesson 2

My Week




A: Get Ready

Read and match.

جمله‌ها را بخوانید و با توجه به تصاویر شماره‌گذاری کنید.

- I go to school.
- I study English.
- They go to the library.
- We watch TV.
- We play sports.
- I go shopping.



B: Practice 1



Listen to the conversation. What do you do in the afternoons?

به این مکالمه گوش کنید.



Hello, Arman. How are you today?

Great thanks.



What do you do in the afternoons?

I study my lessons and then relax. Why?

We play football on Monday afternoons. Do you come with us?

Oh, yes.

That's good. See you.

- A What do you do in the afternoons Arman?
- B What do your friends do on Monday afternoons?



Listen to the conversation. What do you do in the evenings?

به این مکالمه گوش کنید.



I do my homework in the afternoons. What about you?

I relax in the afternoons and do my homework in the evenings.



- A What do you do in the afternoons?
- B What do you do in the evenings?



۲۶



Practice More: Listen to the examples and ask and answer with your classmate.

به این مکالمه‌ها گوش کنید و آن‌ها را با همکلاسی خود تمرین کنید.

A: What do you do in the mornings?

B: I go to school.

A: What do you do in the afternoons?

B: We play sports.

A: What do you do in the evenings?

B: I study my lessons.

A: What do you do on Friday mornings?

B: We watch TV.

A: What do you do on Thursday evenings?

B: I visit my relatives.

Aa

4 Pair Work: Practice the above conversations and talk about yourselves (you and your friends)

مکالمات بالا (تمرین سه) را با همکلاسی خود تمرین کنید. این بار درباره کارهای خودتان صحبت کنید.