

Lesson 1



listening

Part One

Listen and check (✓) the letter you hear. There is one example.

گوش کن و حرفی را که می شنوی علامت بزنی (✓). یک مثال داده شده.



Example

e

a

i

1

a

j

k

2

h

a

j

3

n

l

m

4

l

q

k

5

h

m

a

Part Two

Listen and check (✓) the numbers you hear. There is one example.

گوش کن و عددی را که می شنوی علامت بزنی (✓). یک مثال داده شده.



Example

2

3

13

1

2

4

6

2

7

10

9

3

4

6

9

4

3

2

4

5

5

9

1

● Part Three

Listen and check (✓) the names you hear. There is one example.

گوش کن و اسم‌هایی را که می‌شنوی علامت بزنی (✓). یک مثال داده شده.



kimia

Karim

kiana

1 Mahin

Mohsen

Mahdi

2 Aram

Amir

Amin

3 Kamran

Kamal

Kamyar

4 Mina

Maral

Mahan

5 Ahmad


Armin

Akram

● Part Four

Listen and check (✓) or cross (X). There is one example.

گوش کن و علامت درست (✓) یا نادرست (X) بگذار. یک مثال داده شده.



حالا علامت درست (✓) یا نادرست (X) بگذار.

Amir

Kaveh

Part Five

Listen and number the pictures. There is one example.

گوش کن و تصویرها را شماره گذاری کن. یک مثال داده شده.




Good morning, class.


1

Good morning, Mr. Irani.

1



حالا تصویرها را شماره گذاری کن.



Part Six

Listen and write the names. There is one example.

گوش کن و اسامی را بنویس. یک مثال داده شده.



Man Hello! What's your first name?

Boy Ahmad.

Man How do you spell it?

Boy A _ h _ m _ a _ d.

What's his first name? Ahmad.....



حالا اسم درست را بنویس.

Conversation 1

What's her first name?

Conversation 2

What's her last name?

Conversation 3

What's his first name?

Conversation 4

What's his last name?





speaking

● Part One

Listen to your teacher and answer the questions. There is one example.

به معلمت گوش کن و به سؤالها جواب بده. یک مثال داده شده.

Sample Questions

- ① A: Hello.
- ② A: How are you today?
- ③ A: What's your first name?
- ④ A: How do you spell your first name?
- ⑤ A: What's your last name?
- ⑥ A: How do you spell your last name?

Sample Answer

- ① B: Hello. / Hi.
- ② B:
- ③ B:
- ④ B:
- ⑤ B:
- ⑥ B:

● Part Two

Look at the following card and answer your Teacher's questions. There is one

example. به کارت زیر نگاه کن و به سؤالهای معلمت جواب بده. یک مثال داده شده.



Sample Questions

- ① A: What's his first name?
- ② A: How do you spell his first name?
- ③ A: What's his last name?
- ④ A: How do you spell his last name?

Sample Answer

- ① B: His first name is Amir.
- ② B:
- ③ B:
- ④ B:


● Part Three

Listen to your teacher and point to the pictures. There is one example.

به معلمت گوش کن و به تصویر اشاره کن. یک مثال داده شده.



Mr. Kabiri

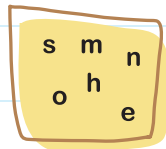


Reading and Writing

● Part One

Look at the letters and write the names. There is one example.

به حرفها نگاه کن و اسمها را بنویس. یک مثال داده شده.

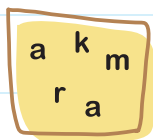


Mohsen

.....

حالا اسمها را بنویس.

1



.....

2

a r a
k m n

.....

3

m l a
r a

.....

4

a m y
r a k

.....

5

r a m
a

.....

Part Two

Read and match. There is one example.

بخوان و جور کن. یک مثال داده شده.

1. Hello. b
2. How are you?
3. What's your name?
- a. I'm Karim.
- b. Hi.
- c. Great, thanks.

Part Three

Read and number the pictures. There is one example.

بخوان و تصویرها را شماره گذاری کن. یک نمونه انجام شده.

