



زبان انگلیسی زعم

بر اساس رویکرد ارتباطی و الگوی جدید
سوالات امتحانی دفتر تالیف آموزش و پرورش

مؤلفان

دکتر شهاب اناری • دکتر متین سائسی

دانش آموزان برتر که خود را برای امتحان
نهایی و ورود قدرتمند به متوسطه دوم
آماده می کنند.

ویژه

List of Contents

Lesson 1	1
Lesson 2	17
Review	32
Lesson 3	33
Semester 1 exams	49
Lesson 4	53
Review	66
Lesson 5	67
Review	82
Lesson 6	83
Final exams	97
At a glance	102
Test yourself	107

به نام خالق رویاها

این کتاب چه نیازی را پاسخگو است؟

- اگر بخواهم بدون حاشیه، سراغ اصل مطلب بروم، عوامل زیر باعث شده است که به چنین کتابی در پایه نهم نیاز باشد:
۱. کتاب درسی در عین کامل و جذاب بودن، تمرینات اندکی برای هر موضوع درسی دارد و بنابراین چنین کتابی می تواند امکان تمرین بیشتر را در کلاس فراهم کند.
 ۲. آموزش زبان در مدارس به ۲ ساعت در هفته خلاصه شده است و با توجه به حجم زیاد مطالب کتاب درسی، نیاز به چنین منبعی برای تمرین بیشتر و جا افتادن عمقی تر مطالب در منزل وجود دارد.
 ۳. دانش آموزان برای آمادگی برای امتحانات تشریحی و تستی هماهنگ نیاز به منبعی حاوی نمونه سوالات منطبق بر دستورالعمل دفتر تالیف دارند. این کتاب این نیاز را برطرف می کند.
 ۴. با توجه به این که نوجوانان امروز رابطه ای ناگسستنی با کامپیوتر دارند، دی وی نرم افزار همراه کتاب منبعی جذاب برای یادگیری از طریق رایانه است.

۶ فرمان من در تالیف این کتاب:

۱. رعایت اصول CLT (شیوه ارتباطی آموزش زبان) تا حد امکان در طراحی تمامی فعالیتها
۲. قرار دادن تمرینات و آموزشها در بافتار (context)
۳. تلاش بر در نظر گرفتن هر چهار مهارت و تاکید ویژه بر speaking / listening
۴. حرکت از controlled practice به free practice در هر بخش از هر درس (به عبارت دیگر حرکت از exercise به task)
۵. حرکت از تمرینات ساده تر به سخت تر در هر بخش
۶. تلاش بر جامع و مانع بودن کتاب به طوری که منبع قابل اعتمادی برای دبیر و دانش آموز باشد

ساختار هر درس کتاب:

هر درس شامل بخشهای زیر است:

۱. **Vocabulary and Functions:** در این بخش تمامی واژگان جدید و نقشهای زبانی هر درس در قالب تمرینات ارتباطی (communicative) و درجه بندی شده از ساده به سخت (graded) ارائه شده اند. این تمرینات دانش آموز را از مراحل تشخیص (recognition) تا استفاده آزاد (free use) می برد. در طراحی تمرینات این بخش، هر چهار مهارت زبانی (۴ skills) مد نظر بوده است. وجود بازی (game) در بین تمرینات، آموزش را برای مخاطبان نوجوان کتاب جذابتر می کند.
۲. **Grammar:** گرامر برای اولین بار در کتاب نهم مورد بحث قرار گرفته است. در آموزش و تمرینات گرامر، مهمترین اصلی که مد نظر قرار داده ام، ارائه مطالب در بافتار (context) و اولویت دادن به معنا (meaning) نسبت به ساختار (structure) است. رعایت مراحل **ESA = engage/study/activate** از اصول مهم این بخش است. در تمرینات این بخش هم به هر چهار مهارت توجه شده است. در این بخش نیز ارائه بازی (game) جذابیت یادگیری را برای دانش آموزان بیشتر می نماید.

۲. Practical English: هدف از این بخش استفاده آزادانه (free use) از دانش کسب شده در درس است. تاکید تمرینات این بخش بیشتر بر مهارتهای گفتاری و شنیداری در قالب task می باشد. تمرینات این بخش تا حد امکان بر اساس زندگی واقعی (real-life, authentic) طراحی شده اند.

۴. Intonation: توجه به آهنگ کلام هم برای اولین بار در کتاب نهم آموزش داده می شود. در این بخش علاوه بر آموزش الگوهای رایج Intonation، تمرینات متنوعی برای تثبیت بیشتر مطلب در ذهن دانش آموزان گنجانده شده است.

۵. Mock Test: با توجه به روش جدید طراحی آزمون ارائه شده توسط دفتر تالیف، آزمون نمونه هر درس بر اساس الگوی آزمونهای کمبریج به ویژه YLE و KET طراحی شده است. در طراحی آزمونها به هر چهار مهارت توجه شده است.

۶. MCQs: با توجه به این که بسیاری از دانش آموزان در آزمونهای هماهنگ کشوری بین مدارس شرکت می کنند، بخش پرسشهای چند گزینه ای جهت آماده سازی ایشان طراحی شده است.

۷. For the Teacher: نکات روش تدریس و پیشنهادهایی برای بالا بردن کیفیت آموزش در کلاس در این بخش ارائه شده است که حاصل سالها تجربه برگزاری کلاسهای تربیت مدرس بنده است.

چند نکته:

۱. پاسخ سوالات و متن های شنیداری در متن کتاب نمی آید و به طور جداگانه در اختیار دبیران قرار می گیرد.
۲. در انتهای هر چند درس، یک صفحه تمرین مروری آورده ام. همچنین در انتهای درس ۳، دو نمونه سوال امتحان پایان ترم اول و در انتهای درس ۶ دو نمونه سوال امتحان پایان سال قرار داده ام.
۳. در انتهای کتاب بخشی با نام At a glance گنجانده ام تا برای مرور سریع و یادآوری مطالب اصلی دروس استفاده شود. همچنین بخشی با نام Test Yourself حاوی ۱۵۰ سوال چهارگزینه ای برای جمع بندی پایان سال و آمادگی برای آزمونهای تستی هماهنگ طراحی کرده ام.
۴. لزومی به انجام تمامی تمرینات کتاب در کلاس درس نیست. دبیران محترم می توانند بخشی را در کلاس انجام دهند و مقداری را به منزل محول کنند.
۵. دی وی دی نرم افزار همراه کتاب شامل تعداد زیادی تمرینات و بازیهای مختلف برای بخشهای Vocab, Functions, Grammar, Intonation و غیره است. از این دی وی دی می توان هم در کلاس و هم در منزل استفاده کرد.
۶. وبسایت ما www.english4schools.ir مملو از مطالب آموزشی جذاب هم برای دبیران محترم و هم دانش آموزان است. این وبسایت که دائما به روز رسانی می شود را از دست ندهید!

و در پایان

باید از زحمات همکاران محترم در تالیف این کتاب، به ویژه حروفچین و صفحه بند توانای کتاب، جناب آقای شهرام ساوالانیان، تصویر ساز و طراح جلد هنرمند، جناب آقای محمدحسین توکلی و تیم همکارشان در مجموعه ای رویاوار، مدیر وبسایت مبتکران، سرکار خانم فاطمه سیارپور و تیم همکارشان، استاد گرانقدر جناب آقای روزبه شهلائی و سرکار خانم کیانی و همچنین جناب آقای مبین، مدیر محترم بخش حروفچینی، جناب آقای انصاری، مدیر محترم فروش، سرکار خانم مرادی، مدیر محترم تولید و سرکار خانم صدر، دفتر مدیریت انتشارات و از آقای شروین بیگدلی، خانم ها گلنوش محجوب، الهام و کیلی و پانیذ بهرامی برای ضبط استودیویی صداها تشکر ویژه داشته باشم.

تدوین و ویرایش جدید این کتاب بدون زحمات همکار عزیزم آقای متین سائسی میسر نبود. از ایشان نیز کمال تشکر را دارم. با وجود تمام تلاشهای من برای ارائه یک کار قابل دفاع، مطمئنا این کتاب، اثری بی نقص نیست. لطفا اشکالات احتمالی و نظرات ارزنده خودتان را به وبسایت من www.shahabanari.com منعکس کنید.

دکتر شهاب اناری



PART 1 : VOCABULARY AND FUNCTIONS

1 A: Look at the pictures and choose a suitable adjective from the box.

• به تصاویر نگاه کنید و صفت مناسب هر یک را از جدول زیر انتخاب کنید و زیرش بنویسید.

shy	angry	hardworking	talkative	serious	nervous	kind	brave
-----	-------	-------------	-----------	---------	---------	------	-------



.....



.....



.....



.....



.....



.....



.....



.....

B: Now, say sentences about your friends/classmates with these words.

• حالا با کلمات بالا جملاتی درباره دوستان/ همکلاسیهاتان بگویید.

- What's Saba like? - She is very kind.

2 Find 6 personality adjectives.

• شش صفت شخصیتی در این حروف پیدا کنید.

careful helpful sdg funny kdy upset ethrudes o p clever y

3 A: Listen to the conversation below and fill in the blanks with the correct words. You can listen twice.

• به مکالمه زیر گوش کنید و کلمات مناسب را در جاهای خالی بنویسید. می توانید دوبار گوش کنید.

- What's your English teacher like?
- He's 1) Everyone loves him.
- How?
- Well, first, he's very 2) Second, he's 3) He doesn't get 4) easily.
- Wow, that's amazing.
- Of course, he can be 5) about homework. He becomes very 6) if we don't do it.

B: Now talk to your partner about your math teacher.

• حالا شما با هم گروهیتان درباره معلم ریاضیتان صحبت کنید.



4 A: Match the items on the left with the ones on the right to make correct sentences.

• عبارات سمت راست و چپ را به هم وصل کنید تا جملات صحیحی به دست آید.

1. What's
2. Is he
3. He is really
4. He doesn't like
5. Let me check it

- a. shy?
- b. HAJI FIROUZ like?
- c. funny.
- d. serious people.
- e. in the dictionary.

5 Choose the suitable word. Pay attention to the relationship between the words.

• بر اساس نسبت معنایی میان لغات، کلمه ی درست را انتخاب کنید.

1. shy:talkative :: clever : (cruel, polite, lazy)
2. serious : (careful, friendly, rude) :: cruel:kind
3. happy : (sad, kind, selfish) :: careless:careful
4. selfish:helpful :: hardworking : (kind, lazy, shy)
5. rude:polite :: a bit : (nice, serious, a lot)
6. pleasant : (happy, shy, talkative) :: friendly:nice

6 Game: Hot potato

To the teacher:

(One of the students starts the game by saying an adjective. Then he throws a ball, piece of chalk, ... to another student, who should IMMEDIATELY say another adjective starting with the last letter of the one before, and it goes on and on until some one can't think of any answer. For example, kind => different => tall=>)

• فقط اگه دبیر محترمتون صلاح دونست، این صفات رو هم یاد بگیرید.

able - difficult - soft - afraid - excellent - lovely - sorry - alone - famous - lucky -
 special - amazing - fast - married - strange - modern - strong - nice - sure -
 beautiful - free - noisy - sweet - better - friendly - big - terrible - bored - poor -
 tired - boring - pretty - unhappy - quick - useful - brilliant - hard - well - busy - heavy -
 ready - worried - high - real - wrong - clear - rich - right - cool - interested - slow -
 different - interesting - small





PART 2 : GRAMMAR

A

Grammar in Context: Batfish

Read the following paragraph. What is it about?

متن زیر را بخوانید. فکر می کنید درباره چیست؟

The Batfish is an unusual fish. It lives near Ecuador. These animals are not good swimmers. They cannot swim well. What does Batfish eat? It eats small fish. What color is it? Its lips are red, its body is brown, and its back is grey.



B

Simple Present Tense (to be): Form

1. I am

+		?		✓		✗	
I'm Rob.	(I'm= I am)	Am I late?	Yes, you are.	No, you aren't	(aren't= are not)		
You're in room 2.	(You're=You are)	Are you Linda?	Yes, I am	No, I'm not.			

+	I'm late.
?	Am I late?

2. He/She/It is

+		?		✓		✗	
He's from Brazil	(He's= He is)	Is he late?	Yes, he is.	No, he isn't.	(isn't= is not)		
She's from Spain	(She's= She is)	Is she from Peru?	Yes, she is.	No, she isn't.			
It's from China.	(It's = It is)	Is it good?	Yes, it is.	No, it isn't.			

+	He's late.
?	Is he late?

3. We/ You/ They are

+		?		✓		✗	
We're American. (We're= we are)		Are we late?	Yes, you are.	No, you aren't	(aren't= are not)		
You're Japanese. (you're= you are)		Are you from Russia?	Yes, we are	No, we aren't.			
They're Iranian. (They're= They are)		Are they Mexican?	Yes, they are	No, they aren't.			

I'm Korean.	I'm not Korean.
You'r late.	You aren't late.
He's Brazilian.	He isn't Brazilian.
She's from Mexico.	She isn't from Mexico.
It's good.	It isn't good.
We're on vacation.	We aren't on vacation.
You're in room 10.	You aren't in room 10.
They're from Lima.	They aren't from Lima.

بر اساس توضیحات دبیر محترم تون جاهای خالی را پر کنید:

۱. فرق am/is/are؟

۲. نحوه مخفف کردن فعلها:

۳. نحوه منفی کردن فعل:

۴. نحوه سوالی کردن (سوالات بله - خیر):

۵. نوع دیگر جملات سوالی (سوالات اطلاعاتی):

1 Listen and write the verb forms you hear. You can listen twice.

● گوش کنید و شکل فعلی را که می شنوید بنویسید. می توانید دو بار گوش کنید.

My best friend, Ashkan, has a car. He 1) a good friend, but he
 2) very good at driving. He is careless and this 3) a
 big problem. He sometimes drives sport cars, and you know, these cars 4)
 fast. His family members 5) worried. He and his family
 6) from Tehran. They 7) from Abadan.

**2 Write down the correct form of the verb 'to be' in each blank space.**

● شکل صحیح فعل to be را در جای خالی بنویسید.

There 1) an unusual restaurant in Canada. The people working there 2) blind.
 This means that they cannot see. There 3) any light in the restaurant. It 4)
 dark everywhere. You can't have your mobile phone with you inside the restaurant. 5)
 it strange?

3 Form questions.

● جمله سوالی بسازید.

Sina's father: Are you good at English, Sina?

Sina: Yes, I am.

Sina's father: English teacher / who / your/ is

Sina: My English teacher is Mr Tehrani.

Sina's father: he / what's / like?

Sina: He's kind and helpful.

Sina's father: is / he / old / how

Sina: He is 30 years old.

Sina's father: from / he / is / where

Sina: He comes from Tehran.

Sina's father: home address/ his / what's

Sina: I don't know, Dad.



PART 2 : GRAMMAR

C Simple Present Tense (to be): Meaning and Use

1 زمان حال ساده فعل **to be** در این درس برای توصیف افراد به کار رفته است. به توضیحات دبیر محترم تون توجه کنید:

You are funny.

Fariba is very clever.

Those people are really brave.

2 گاهی زمان حال ساده را با قیود تکرار به کار می برند. به توضیحات دبیر تون توجه کنید. (توضیح مفصلتر قیود تکرار در درس ۴)

The food here is always good.

I am sometimes lazy.

They are never late.

3 از فعل **to be** در حال ساده (**am/is/are**) برای بیان حقایق علمی، واقعیتهای همیشه ثابت و شغل افراد هم استفاده می شود. به توضیحات دبیر تون توجه کنید:

The Sun is a star.

A hungry man is an angry man.

I am a teacher.

4 Think of three of your classmates and write a sentence about each of them. Use the words in the box.

• به سه همکلاسی خود فکر کنید و با کلمات زیر درباره آنها جمله بسازید.

kind

friendly

nice

funny

relaxed

clever

quiet

serious

Alireza is very kind.

1) 2) 3)

5 Talk to one of your classmates. Ask who his/her favorite actor or singer is. Ask him/her to describe his/her personality.

• با یکی از همکلاسی هایتان صحبت کنید. از او بپرسید بازیگر/خواننده مورد علاقه اش کیست. از او بخواهید شخصیت وی را توصیف کند.

- Who is your favorite actor?
- Bahram Radan.
- What's he like?
- He's a very nice person.



6 Game: What is my job?

To the teacher:

(One of the students comes to the front and uses mime to show what his/her profession is. The other students must guess, using structures such as "Are you a teacher?" "Is that a hammer?" etc.)


There is / There are

• کاربرد این ساختار چیست؟ به توضیحات دبیر محترمتون گوش کنید.

- There is a pen on the desk.
 There is some water in the glass.
 There are three people in the street.
 There isn't any food left.
-

7 A: Look at the picture and read the sentences. Write sentences beginning with There's, There are, There isn't or There aren't.

1. There's a book, so I think the woman likes reading.
2., so I think she has a cat.
3., so she works in a bank.
4., so she doesn't have a car.
5., so she's married.
6., so she doesn't have good eyes.





PART 2 : GRAMMAR

B: Complete the conversations with the words in the box.

Is there	aren't	there (x2)	are (x3)
there's	isn't	Are	Is (x2)

A Is there a wallet on the table?

B No, there....., but a bag.

A Excuse me. any toilets over there.

B Yes, there men's and women's toilets over there.

A there any night buses?

B No, there, but there taxis.

A Excuse me, a doctor here?

B Yes, there Dr. Mantell!

Lesson 1

8 Game: Observation

To the teacher:

(Students stand at the window for one minute. They sit back down in groups of three and write sentences beginning 'There's a ... / There are two/some etc ... in the street / outside / ...'

Who can write most?

or: Students observe as above, but you say what there is/are and isn't/aren't, including some lies and inaccuracies. They say 'You're right' or 'You're wrong'.)

9 Read the text and correct the errors.

متن زیر را بخوانید و اشتباهات آن را اصلاح کنید.

This is my friend, Jack. Jack is very tall and thin. He am not shy but he are very kind. Every time I have problems in math, he helps me. His favorite sports is football and volleyball. He loves CR7 but he aren't a fan of Real Madrid team.



1 With your partner. Each choose one of the cards below. Ask and answer.

● با هم گروهیتان کار کنید. هر کدام یکی از کارتهای زیر را بردارید و پرسش و پاسخ کنید.

A

1. What's your mother like?
2. Is your father funny?
3. Are your classmates hardworking?
4. Who is talkative in your family?

1. What's your father like?
2. Is your best friend brave?
3. Are your classmates quiet?
4. Who is nervous in your family?

B

2 A: Listen and write down the adjectives you hear about each person under their name. (You can listen twice.)

● به متن دو بار گوش کنید و صفاتی که درباره هر فرد می شنوید زیر نامش بنویسید. (می توانید دو بار گوش کنید)

Ahmad	Tara

B: Now, talk to your partner and ask about his/her family members and what they are like.

● حالا با هم گروهیتان صحبت کنید و راجع به ویژگیهای شخصیتی اعضای خانواده اش پرسش و پاسخ کنید.

What's your father like?

Well, he is very kind and hard working.

.....

3 A: Look at Hamed Behdad's photo. In your opinion, what is he like?



● به تصویر حامد بهداد نگاه کنید. به نظر شما چه جور آدمی است؟

B: Now, choose three famous people and talk about their personalities with your partner.

● حال درباره شخصیت سه فرد مشهور با هم گروهیتان صحبت کنید.



PART 4 : INTONATION

Intonation is the rise and fall of the voice.

1 به توضیحات دبیر محترمتون توجه کنید. منظور از intonation چیست؟ دو جمله زیر هنگام بیان کردن چه تفاوتی دارند؟

He is here.

He is here?

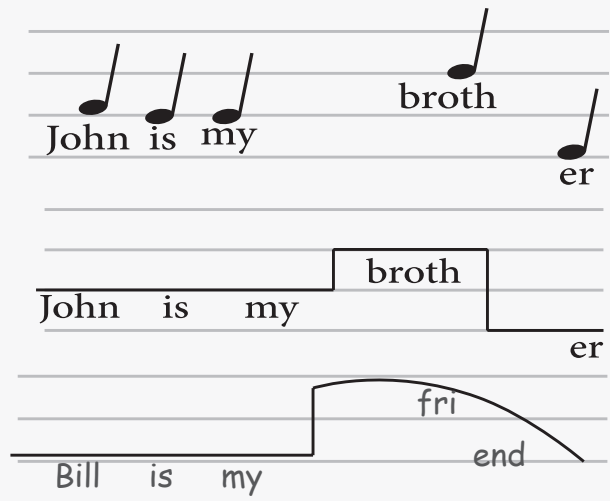
2 آهنگ کلام جملات خبری (Falling intonation)

• در جمله خبری، صدا در انتهای جمله فرود می آید.

• مثال های دیگر

Falling intonation

He is my friend.
She is a nurse.
This is a pen.
That is a book.
I have a car.
John is a boy.
Mary's a girl.
This is my book.
I have a car.



Lesson 1

Exercise 1: With your partner, read these sentences aloud. use correct intonation:

• همراه با هم گروهیتان این جملات را با صدای بلند بخوانید. از آهنگ کلام صحیح استفاده کنید.

A This is the picture of my friend, Ahmad.

B Is he shy?

A No, not at all. He is a little talkative.

B Is he hard-working?

A Yes, he is kind and helpful.

Exercise 2: Give some information about your family using falling intonation.

• درباره خانواده تان با استفاده از آهنگ افتان اطلاعاتی بدهید.

1. My father is helpful.

2. My brother is neat.



1 Look at the pictures and fill in the blanks with the correct words. (2 pt)

• به تصاویر نگاه کنید و جاهای خالی را با کلمات/ عبارات مناسب پر کنید. (۲ نمره)



1



2



3



4

1. She almost never speaks to anybody. She's really
2. He studies a lot at home. He is a very good student. He
3. They don't pay attention. They
4. The teacher asked us to be

2 Choose the correct answer for each question and write it down in the blank. (3 pts)

• پاسخ صحیح هر سوال را انتخاب کنید و در جای خالی بتویسید (۳ نمره).

1. You keep shouting Why are you so? (quiet – great – angry)
2. Everyone loves this student because she is so (cruel – polite – rude)
3. We are waiting for the exam results. We are very (nervous – selfish – great)
4. A good teacher is kind and (old – talkative – patient)
5. A your best friend Like? (Who's – How – What's)
B He's so helpful.
6. A Is your classmate ? (careful – clever – neat)
B No, he doesn't pay attention.



3 Complete the conversation. (2 pt)

• با توجه به تصاویر گفتگوی زیر را کامل کنید (۲ نمره)

A Hadi, is your brother clever?

B

A What about your sister?

B How about your father?

A

B And your Uncle?

A



4 There are 4 grammatical errors in the text. Find them and correct them. (1 pt)

• در متن زیر ۴ اشتباه گرامری وجود دارد. آن ها را بیابید و صحیح آن ها را بنویسید (۱ نمره)

This video game are a great game for children between 5 and 9 years of age. It are just like any other game. Some games that is in the market are very useful. I is the only one who says this is a great game. Lots of people do.



5 Read the conversation and answer the questions.

• مکالمه را بخوانید و به سوالات پاسخ دهید.

Teacher: OK, let's talk about your family members, boys. Sina, what are your family members like?

Sina: Well, my Mom is really kind. She is always there for us. My Dad is helpful. We can always go to him for help. As you know, I have a little sister. Some people say little girls are very rude nowadays, but Lilly is really polite.

Teacher: Great, now, Mohammad, you tell us about your family. What are they like?

Mohammad: My family members are a bit different. My brother is very hardworking. He studies a lot. My Dad is a bit serious. He doesn't like jokes. I mean, not that I don't like him. He's very serious, you know. My Mom is patient. I love her.



Check True, or False? (2 pt)

• درست و غلط را مشخص کنید. (۲ نمره)

- | | | |
|----------------------------------|----------------------------|----------------------------|
| 1) Sina's Mom is very shy. | T <input type="checkbox"/> | F <input type="checkbox"/> |
| 2) Sina's Dad is really helpful. | T <input type="checkbox"/> | F <input type="checkbox"/> |
| 3) Lilly is really rude. | T <input type="checkbox"/> | F <input type="checkbox"/> |
| 4) Mohammad's father is serious. | T <input type="checkbox"/> | F <input type="checkbox"/> |

Answer the questions.

• به سوالات زیر پاسخ دهید. (۳ نمره)

- 5) Is Sina's sister shy?
- 6) What's Mohammad's brother like?
- 7) Does Mohammad's Dad love jokes?

5 Complete the text using the words given. (2 extra words) (2 pt)

• با کلمات داده شده متن را کامل کنید. (۲ کلمه اضافی است).

talkative-are-is-neat-hardworking-serious

This is my uncle, Akbar. He 34 years old. He is very I mean he speaks a lot! Every day he wakes up at 7 and goes to work with his friend, Hamid. They work until 6 pm. They both farmers.



Part 2: Listening (5)

Listen to two people speaking. Then fill out the table below. You can listen twice. (5 pt)

• به مکالمه دو نفر گوش کنید و جدول زیر را پر کنید. می توانید دو بار گوش دهید. (۵ نمره)

1. What are the names of the two people speaking?
2. What is the name of the new employee?
3. When did she join the company?
4. What do some people say about her? She is (write down 2 adjectives)
5. What's she like in Helen's view?
6. Some say she doesn't
7. Some say she doesn't say
8. She just makes a sound.



ORAL TEST

Part 1: Monologue (1 pt)

1 Talk about yourself. What are you and your family like?

• درباره خود صحبت کنید و بگویید شما و خانواده تان چه جور شخصیتی دارید. حداقل ۲ جمله.

Part 2: Interview (2 pt)

2 Talk to your classmate. Ask and answer about your friends. What are they like?

• با هم کلاسیتان درباره دوستانتان صحبت کنید. آنها چه شخصیتی دارند؟ حداقل ۲ جمله.

Lesson 1

Part 2: Role play (2 pt)

3 Role play with your classmate using the cards below.

• یکی از کارتهای زیر را انتخاب کنید و نقش مربوط را بازی کنید.

AHMADI FAMILY

You : shy
 your brother : funny
 your sister : quiet
 your dad : patient
 your mom : pleasant

HAFEZI FAMILY

you : friendly
 your brother : helpful
 your sister : rude
 your dad : serious
 your mom : kind



این سوالات جهت آماده سازی دانش آموزان عزیز برای آزمونهای هماهنگ تستی طراحی شده است. تمرین مفصل تر جهت آمادگی برای آزمون های چندگزینه ای در انتهای کتاب آورده شده است.

- 1 A 's your big brother like?
B He's very nice.
1) What 2) Who 3) How
- 2 A Is your best friend funny?
B
1) Yes, she is 2) No, he is 3) Yes, he isn't
- 3 A Are they upset?
B I think
1) they is 2) they do 3) they're not
- 4 What in the bag? A pen and a notebook?
1) they are 2) is there 3) do they
- 5 It's strange that you don't know that cats in that room.
1) they are 2) there is 3) there are
- 6 A person doesn't speak much. He/She turns red when someone speaks to him/her.
1) rude 2) shy 3) cruel
- 7 Everyone likes Sam because he is a very soldier.
1) careless 2) nervous 3) brave
- 8 The girl has no friends. Everyone thinks she is so
1) selfish 2) neat 3) polite
- 9 Which one has a falling intonation? (⚡)
1) Is he really angry? 2) I guess he is upset. 3) You are going?
- 10 Which one has a different intonation?
1) You are my best friend. 2) He is American? 3) Aren't they great?



Intonation

A person who, let us say, understands French, can enter a crowded bus in New York and, amid the general babble of English among the passengers, recognize that the people three rows back are speaking French, even though he may not actually overhear any single word clearly enough to say what the people are talking about. If asked how he could identify the language without hearing any words, he would probably say, "Well, it just sounded like French; I'm sure that's the language they were speaking."

Why did it sound like French? It sounded that way because French, like all languages, has its own distinctive melodies and rhythms, based on its intonation and stress patterns. Its sentences end on certain characteristic "tunes" or sequences of pitches; its words and phrases follow each other according to certain rhythmic stress patterns and certain arrangements of loud and soft syllables. The lesson for learners of English – or any language – is that the intonation and stress patterns of the new language are just as important as sounds of the vowels and consonants. It is just as necessary for the learner to achieve mastery of stress and intonation as it is for him to say each individual word properly, not only so that hearers can understand him, but so that he can understand what he hears.

Intonation contours have meanings, of course, though it is not always easy to say exactly what these meanings are. Many observers are convinced that babies learn intonation contours before they learn anything else in language, and dogs often seem to respond to intonation rather than to individual word.

We can tell from the intonation whether a speaker is asking yes-no question or making a statement (they're here, vs. they're here?); whether he has completed his statement, or whether there is more to come; whether he is stating something categorically, with assurance, or whether he is doubtful, hesitant, seeking corroboration; and whether he is expressing impatience, disgust, or exasperation.

GET THEM TO NOTICE

- At the beginning of a session, speak for 2-3 minutes with a monotone and ask the Ss if they thought there was sth different about the way you talk that day. Ask them if it was easier or more difficult for them to understand you. Explain to them that English speakers are not used to monotone and will have a hard time understanding you if you don't pay attention to intonation.

RISING AND FALLING

- The very first thing Ss should understand about intonation is the difference between rising and falling. One of the best ways to illustrate is to say the same phrase/sentence with both rising and falling intonations. For example:

- ▶ Sorry. ↘ *Apologizing*
- ▶ Sorry? ↗ *Asking for repetition*
- ▶ He's late. ↘ *Informing sb*
- ▶ He's late? ↗ *Asking/ Expressing surprise*

• Be sure to illustrate what the arrows mean and get the Ss to repeat several times until they get it right.

FLAT OR RISING?

- Lots of Ss end their sentences flat. Focus on the rising pitch and get the Ss to exaggerate a bit.
- You can use short sentences at first. For example:

- ▶ Yes. ↘
- ▶ Yes? ↗

BUILD TOWARD LONGER SENTENCES

- Window? ↗
- Closing the window? ↗
- Mind closing the window? ↗
- Would you mind closing the window? ↗

TEACH THE COMMON PATTERNS

- Statements: Falling *I go to school every day. ↘*
- Yes/No Questions: Rising *Are you Iranian? ↗*
- Wh- word Questions: Falling *Where are you from? ↘*

PRACTICE DISCERNING

• It's very important for the Ss to discern the speaker's intention. Get the Ss to practice this. For example:

- Isn't it hot. ↘ *It's a comment.*
- Isn't it hot? ↗ *The speaker is asking a question/seeking confirmation.*

.....

Read more about this on our website: www.english4schools.ir.



PART 1 : VOCABULARY AND FUNCTIONS



1 Complete the words below. They are all on the topic of this lesson.

• کلمات زیر را کامل کنید. همه آنها درباره موضوع این درس هستند.


1. tra el
2. sta at a hotel
3. f ll out a form
4. go to the rport
5. ck for a trip
6. check the ti ble
7. b a room at a hotel
8. we the baggage

2 A: Put check (✓) for the correct word/phrase.

• عبارت یا کلمه ی مربوط به تصویر را انتخاب کنید.



Fill out the form money exchange land checkout check-in buy a ticket



stay at hotel book a room travel take off take off talk to the receptionist

B: Now, ask your partner about the pictures.

• حالا با همگروهیتان درباره تصاویر پرسش و پاسخ کنید.

- What is he doing?
- He is buying a ticket.

3 A: Read the text and choose the correct words.

• یکی از دانش آموزان متن زیر را درباره ی سفر نوشته است. جاهای خالی را با کلمات صحیح پر کنید.

I love (ticket/travelling). My favorite place to (check-out/go) in Iran is Mashhad. I also love to go to (foreign/passport) countries, for example, Turkey. When I want to travel, I buy a (passport/ticket) and I (pack/go) my things. On the day of my trip, I take a taxi to the (airport/bus) and go to the (time/check-in) desk. The agent checks my (passport/card) and gives me a boarding pass.

B: Now, talk about what YOU do when you want to travel.

• حالا شما بگویید «شما» برای سفر چه کارهایی می کنید.



4 Complete the sentences with correct words.

جاهای خالی را با کلمات مناسب پر کنید.

- 1) When we go to a foreign country, we need to money. (exchange - visit - check in)
- 2) Before travelling, we need to a hotel. (book - go - pack)
- 3) Sometimes, we travel by plane. We take a taxi and go to the (visit - airport - book)
- 4) We can online. (go by taxi - pack for a trip - buy tickets)
- 5) Mehrabad Airport is very busy. Every 3 minutes a plane or lands. (pack - takes off - go)

5 Listen to Saeed talking. Then write down the activities under each person's name. The first one is done for you.

• به صحبت های سعید گوش کنید. سپس فعالیتهای مربوطه را زیر نام افراد بنویسید. اولی برایتان انجام شده است.

Shirin	Ali	Kimia	Saeed
is buying the tickets			

6 Game: Pictionary

To the teacher:

(Write down 3-4 words of this lesson on pieces of paper. Ask for volunteers. The volunteers choose one piece and look at the word, but they don't say anything. Then the volunteers start one by one. They should draw the picture showing that word on the board and get their classmates to guess. The volunteer who takes the least time to finish is the winner.)

• فقط اگر دبیر محترمتون صلاح دونست، این واژه ها رو هم یاد بگیرید.

passenger - suitcase - transport - flight - backpack - fly - petrol - boat -
 petrol station - tour - bridge - helicopter - pilot - tour guide- journey - platform
 - leave - railway - information centre - bus stop - repair - traffic - car - return -
 traffic light - case - baggage-luggage - ride - map - road - trip - delay - tyre - mirror -
 sailing - underground - drive - miss - seat - ship - driving/driver's licence -
 motorway - station - engine - move - stop - wheel - engineer - oil - pay toll



بیشتر بدانید!



PART 2 : GRAMMAR

A Grammar in Context: What's going on?

Look at the picture. What do you think is going on?

• به تصویر نگاه کنید. فکر می کنید چه اتفاقی دارد می افتد؟



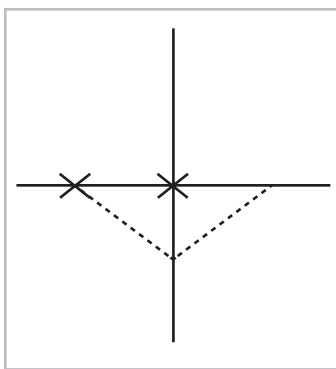
In this picture, a policeman is helping an old lady. There are some people waiting at the bus stop. A boy is standing a little farther away. He is looking at the old lady and the kind policeman. There is no car passing by at the moment.

Lesson 2

B Present Continuous Tense: Form

THE PRESENT CONTINUOUS

SUBJECT	BE	BASE FORM + ING	
I	am	watching	television.
You	are		
He			
She	is		
It			
We			
You	are		
They			



BE	SUBJECT	BASE FORM + ING	
Am	I	watching	television
Are	you		
	he		
Is	she		
	it		
	we		
Are	you		
	they		

SUBJECT	BE	NOT	BASE FORM + ING	
I	am	not	watching	television
You	are			
He				
She	is			
It				
We				
You	are			
They				

WH-WORD	BE	SUBJECT	BASE FORM + ING
How	am	I	doing it? going? watching?
Who	are	you	
What	is	he	
		she	
Where		it	
Why	are	we	
		you	
		they	

• به توضیحات دبیر محترمتون توجه کنید:

۱. زیر افعال حال استمراری در متن بالا خط بکشید.

۲. فرمول ساخت این زمان چگونه است؟ چه اتفاقی برای حرف آخر فعل اصلی می افتد؟

۳. شکل منفی و سوالی آن چگونه به دست می آید؟

۴. شکل مخفف افعال چگونه به دست می آید؟

۵. چرا دو جمله زیر نادرستند؟

Are you a student? - Yes, I'm.

What is it happening outside?

• نکته زیر را فقط اگر دبیر محترمتون صلاح دید، بخونید

۶. دیکته افعال با قاعده هنگام افزودن **-ing** چه تغییری می کند؟ چه قاعده ای برای آن وجود دارد؟



بیشتر بدانید!

1. sleep → sleeping

2. live → living

3. lie → lying

4. hit → hitting

5. begin → beginning listen → listening

6. fix → fixing

1 Listen and choose the verb forms you hear.

• گوش کنید و موردی را که می شنوید انتخاب نمایید.

1. a. is living b. isn't living c. are living d. aren't living

2. a. am trying b. am not trying c. are trying d. are not trying

3. a. is meeting b. isn't meeting c. are meeting d. aren't meeting

4. a. am sleeping b. am not sleeping c. is sleeping d. is not sleeping

5. a. is going b. am going c. isn't going d. am not going

2 A: Form sentences using present continuous. Use contractions where possible.

• با زمان حال استمراری جمله بسازید. در جاهایی که ممکن است از مخفف استفاده کنید.

1. in Canada / Sam and Hila / work

2. John / live / in a village

3. she / Spanish / teach

4. English / I / study / these days

5. not / talk / they / to each other

B: There are 5 errors in the dialogues. Find them and correct them.

1) A: Are you watch T.V now?

• درجملات زیر ۵ اشتباه وجود دارد. آن ها را پیدا کرده و اصلاح کنید.

B: No, I am.

2) A: Are he visiting the museum at the moment?

B: Yes, He is.

3) A: Are they playing video games together?

B: I think yes, they aren't.

4) A: What are they doing?

B: They listening to radio.

5) A: Where is she go now?

B: To the park.